



Educator Guide

The objective of this guide is for educators to support their students in implementing Study Smart's holistic diagnostic assessment.

Table of Contents

Getting Prepared	2
Preview of the Assessment	2
Who, Where, How and What of the Assessment	2
Organization Integration	2
Assessment Completion	5
Preparing for Assessment Completion	5
Supporting Students- Educator Script	7
Study Smart Overview Introduction Script	8
Implementation of Learning Plan	9
Implementation of Learning Plan	9
Monitoring Progress- Action Plan	11
MINDSpeak Action Plan	11
Appendix A	14
Scheduling Options	14

Study Smart Overview

Study Smart was designed to help educators save time in identifying and supporting the diverse strengths and needs of students while helping students to become motivated self-directed learners. It helps educators understand each student's strengths, needs, and learning preferences—before learning begins. Through an engaging, student-directed experience, learners discover how they learn best and receive personalized strategies they can use independently or with their teachers.

The result: confident, self-directed students and more time for educators to guide learning where it matters most.

After the students are set up the assessment can be completed independently. However, educators can incorporate opportunities for reflection, student-teacher collaboration and promoting self-regulated learning skills at any time throughout the assessment process. This is a detailed guide to get you started and continue supporting your students throughout the entire school year.

Getting Prepared

Preview of the Assessment

Prior to starting, each organization can preview the assessment by **watching a short 10 minute video**: <https://studysmart.ca/teacher-demo-video/>

Who, Where, How and What of the Assessment

Who should do the assessment?

- Students in grades 5 -10
- Proficiently reading at a minimum of a grade 5 level.

Where and how should assessment be completed?

- A 1:1 or small group setting is recommended
- Complete independently without interaction with other students to minimize distractions.

How long does the assessment take?

- The estimated total time to complete the assessment is 75 minutes
- Research found 3-5 sessions of 15 - 30 minutes each most effective

What materials are required?

- Access to a computer, phone, or tablet.
- Earbuds or headphones to listen to the videos and audio activities.
- A microphone within the device and a quiet place to complete 2 short audio recordings.

Organization Integration

The assessment platform can be integrated into your organizational processes in a variety of ways. However, research has found the platform most effective when used as a supplementary resource with an educator to enable the educator to gain a deeper understanding of how the student learns and how they are motivated. Below is a sample of a potential schedule for completing each part of the assessment with the guidance of a tutor. You can also reduce the amount of time completing the assessment at the tutoring session by assigning some parts to be completed as an assignment at home. The parts most appropriate to be completed at home are highlighted in orange.

4 sessions (30 min each) 75 min assessment + 45 min tutor guidance			
Orientation -orientation with educator or organization leader	Registration	independently	2 min
	Who are you?	independently	8 min
	Informal getting to know student process/questions	With educator or organization leader	15 min
Tutoring session #1 Level 1	How do you read?	independently	7 min
	Reflection activity	With educator	4 min
	What are your strengths and needs?	independently	14 min
	Reflection activity	With educator	5 min
Tutoring session #2 Level 2:	How do you remember?	independently	13 min
	Reflection activity	With educator	4 min
	How do you learn best/ motivated?	independently	10 min
	Reflection activity	With educator	3 min
Tutoring session #3 Level 3	How do you listen	independently	7 min
	Reflection activity	With educator	3 min
	How do you express yourself?	independently	8 min
	Finish learning plan /strategies	independently	8 min
	Reflection activity	With educator	4 min
Tutoring session #4 Action Plan	Reflection Review	Independently / with educator	5 min
	Learning Plan	Independently / with educator	7 min
	Action Plan	Independently / with educator	14 min
	Student Advocacy	Independently / with educator	4 min

Subsequent sessions			
	Action Plan and strategy follow-up	With tutor	5- 10 min

The above schedule is only an example, however the program can be completed in shorter periods of time over 5 sessions or longer periods of time over 3 sessions (see appendix).

Assessment Completion

Preparing for Assessment Completion

Class Profile:

The class profile is the main resource that will be used to gather, maintain, and monitor students as they progress through the assessment. It provides you with a one-page snapshot of the strengths, needs, interests, and learning preferences of a group of students you are teaching.

Accessing the Class or Group Profile:

- Login to your organization account at: <https://studysmart.ca/login/>
- Click “**Groups**” at the top of the page to set up your classes or groups.

StudySmart Inclusive Education Solutions

Groups Educator Account About My Account

0% COMPLETE Last activity on January 22, 2025 9:18 pm

Welcome to your Educator Account

Study Smart is a holistic assessment platform designed to save you time in identifying and supporting the diverse needs of all students in your educational settings. Follow the 4 simple steps below to get started.

- EDUCATOR GUIDES**
Detailed guides to get started
Organization Guide
Educator Guide
- CLASSES OR GROUPS**
A snapshot of the holistic profiles of all students in your class/group
- INVITE STUDENTS**
Invite students to complete their student-directed assessment
- SUPPORT STUDENTS**
Monitor progress of your students' learning plans and action plans

Set up your Classes or Groups

- Set up the name of your class or group

StudySmart Inclusive Education Solutions

My Groups Educator Account My Account

	Group	Student	Students	Class Profile
Delete	Study Smart teacher 1	Invitation email	0	

Class name -

Click on the invitation link to obtain the text to be included in an invitation email which looks like the following.

You have been invited to join the group Mr Monty Grade 6 math. This activity will help you and us understand how you learn best and give you a choice and voice in your learning.

Go to https://studysmart.ca/enroll/?token_sd=95659602268xxxxx0

Register for a new account or sign into your existing Study Smart account.

Invitation to Students

Also, copy and paste the following registration instructions below in the invitation as well.

After you click on the invitation link, you will be directed to a registration form. Complete the form as follows:

- **User name**- choose something easy to remember each time you login (5-10 characters)
- **First Name**- only your first name is required
- **Avatar or Nickname**- a name you want to be identified by throughout the activity.
- **Grade**- current grade level at school
- **Email**- school or personal email
- **Password**- choose something easy to remember for each time you login

The screenshot shows a registration form with the following fields and labels:

- Username ***: Input field with an envelope icon.
- First Name ***: Input field with a person icon.
- Nickname or Avatar name ***: Input field with a speech bubble icon.
- Grade ***: Dropdown menu with the text "Select a grade".
- User Email ***: Input field with an envelope icon.
- User Password ***: Input field with a lock icon and a strength indicator bar.

Invitation to Parents (optional depending on organization process)

This term, ***name of organization***, is introducing a new gamified assessment tool to help your child, and us, gain a better understanding of how your child learns. This tool focuses on your child's strengths, needs, and learning preferences. It generates a personalized learning plan and learning strategies which will be shared with your child and us. You also have the option to share the plan with your child's classroom teacher if you find it beneficial. [CLICK HERE](#) for more information about the tool.

The assessment will be completed during the period of **(dates)** **primarily at our organization**, however it can also be continued at home. The estimated time to complete the assessment is 75 minutes, however, the series of short, gamified quizzes and activities allows it to be completed over several short periods. Students will be rewarded for their efforts with virtual coins they can spend at a virtual shop. It entails a lot of text so proficient reading at a minimum grade 5 level is required. Daily reminders would be helpful to keep your child on track.

In preparation for the assessment please give your child the **attached** student invitation to get started (insert student invitation link from "group" page in the educator account).

If your child encounters any technical issues with the tool, contact Study Smart at <https://studysmart.ca/contact/>.

Supporting Students- Educator Script

Before we get started, everyone needs to ensure they are registered to the Study Smart website.

Note: *This should have been completed when you previously sent them an invitation email but if anyone did not do it, just invite them again with the invitation code from your “Groups” page.*

Let's start with an Introduction to Study Smart

- Each educator can either show the 2 minute Study Smart introductory video or use the transcript provided to explain it themselves to the group or class (included in the next section)

Now it's time to get started.

- Login to studysmart.ca

After you login to your account you will be directed to the student dashboard which includes:

- Three levels of activities within the assessment.
- A leaderboard will make it fun to stay engaged in the activities
- A chatroom so you can ask me for support if needed.
- A SMART shop of rewards you can access after the completion of your assessment

Student Voice and Choice in Learning

MINDS**peak** is a gamified holistic assessment to help students in **grades 5 – 10** learn how they learn and have a voice and choice in their learning!

LEADERBOARD

View Your Rank +

#1	cmonty	7,385
#2	Georgia	7,000
#3	amanda	4,800
#4	Cameron	3,755
#5	jenny	3,250
#6	brady	2,225
#7	Nicolas	1,715
#8	edward4	1,450
#9	Billv	1,275

Level 1: How Does Your Brain Work?

100% COMPLETE
Last activity on August 20, 2025 5:21 pm

Go to Level 1

Level 2: How Do You Learn Best?

100% COMPLETE
Last activity on July 15, 2025 12:06 pm

Go to Level 2

Level 3: Your SMARTplan

100% COMPLETE
Last activity on March 26, 2025 11:41 pm

Go to Level 3

Click on level 1 to get started > You will be directed to Level 1

Scroll down and click on “Who are you?”, then “Getting Started”.

You should complete the rest of the activity on your own, but I will be checking in from time to time to see how you are doing and if you require any support.

If you have any questions or experience any technical difficulties, please let me know and I will support you as needed. You can also click the “Contact” button on the website if you are doing part of the activity at home. **Do you have any other questions before continuing?**

Educators will assign the students a specific section to complete the first day and before each time they see the students.

Study Smart Overview Introduction Script

The educator can introduce the students to the assessment by

1. Asking students to watch this video:
<https://studysmart.ca/introduction-to-mindspeak/>
OR
2. Using the text script below which is a transcript of the video

Transcript of Video Introduction:

Today, you will be completing a new activity that’s all about YOU!

This activity includes a variety of quizzes, videos and quests that will help you learn a little bit about how your brain works, how you are motivated and what helps make learning easier for you.

Rewards:

You will also be rewarded for your efforts. This means that the more quizzes you complete, the more coins you will earn that you can spend at the SMART shop. Some of these rewards include a chance to win different prizes, try new experiences or try some things in the classroom that may make learning easier. The items related to the classroom will require approval from your classroom teacher.

Videos and Microphones:

There will be several videos to watch so please use your earbuds or headphones so you do not disturb anyone else. There will also be a couple of times where you will need to talk in the microphone so do this in the space you have or let me know if you need another space.

Daily Activities:

Each day I will assign you a specific portion of the activity so you can complete the activity by **(due date based on scheduling options in this guide)**.

I will be providing you some time in each of our sessions to complete part of the activity and whatever you were unable to finish in our session that day, you can finish at home. It’s important to keep up with the activities as you will be reflecting on your experiences with me. Today we will first get you started with the first level.

Implementation of Learning Plan

Implementation of Learning Plan

View Class Profiles after Students registered:

After each student registers, the number of students registered will increase on your class profile

- Click “view” to see a summary of the assessment outcomes for students invited to your group.

My Classes

	Class	Enrol	Number of Students	Class Profile
Delete	Wilson	Copy invitation link	0	View

Learning Plans

- **OPEN** the class profile link, and you will see a summary of your students' learning plan information.
- **CLICK** the learning plan link of each student to see their details and progress in completing their plan. If some parts of the class profile are blank, the student may still be working on their assessment.
- **REVIEW** the plan. If information is missing or incomplete, a message will appear on the learning plan advising the student to go back and complete that section.

Name	Interests	Talents	Learning Strengths	Learning Challenges	Academic Challenges	Learning Preferences	Motivational Type	Assessment Preferences	Instruction Preferences
Cameron Learning Plan <small>100% COMPLETE Last activity on February 19, 2025 5:01 pm</small>	I enjoy playing sports, watching sports, listening to music, walking or hiking.	I'm good at Baseball.	<ul style="list-style-type: none"> • organization • response inhibition • teamwork • physical 	<ul style="list-style-type: none"> • working memory • emotional control • metacognition 	<ul style="list-style-type: none"> • math operations • reading comprehension • written expression 	<ul style="list-style-type: none"> • picture smart • people smart • body smart 	<ul style="list-style-type: none"> • extrinsically motivated 	<ul style="list-style-type: none"> • multiple choice tests • hands on assignments • small group presentations • 1-on-1 discussions 	<ul style="list-style-type: none"> • video presentation
Georgia Learning Plan <small>100% COMPLETE Last activity on February 21, 2025 8:24 pm</small>	I enjoy listening to music, relaxing or having quiet time, other interests.	I'm good at baseball and soccer.	<ul style="list-style-type: none"> • flexibility • response inhibition • humour • creative 	<ul style="list-style-type: none"> • working memory • emotional control • sustained attention • prioritization • goal directed 	<ul style="list-style-type: none"> • math operations • oral expression • written expression 	<ul style="list-style-type: none"> • people smart 	<ul style="list-style-type: none"> • introjected regulation 	<ul style="list-style-type: none"> • problem solving tests • hands on assignments • 1-on-1 presentations • 1-on-1 discussions 	<ul style="list-style-type: none"> • using hands or body
Holden Learning Plan	I enjoy playing sports, creating or performing some form of art, playing computer or video games, walking or hiking.	I'm good at baseball.	<ul style="list-style-type: none"> • humour • physical 	<ul style="list-style-type: none"> • prioritization • response inhibition • metacognition 	<ul style="list-style-type: none"> • oral expression • written expression 	<ul style="list-style-type: none"> • people smart 	<ul style="list-style-type: none"> • introjected regulation 	<ul style="list-style-type: none"> • multiple choice tests • visual assignments 	<ul style="list-style-type: none"> • using hands or body

[Sample Learning Plan](#)

Review of Learning Strategies

Each student will select, on their learning plans, some recommended strategies they may find helpful. You can review these selected strategies to determine which ones you may be able to implement in your tutoring sessions with the student. You can also suggest students share their learning plan with their classroom teachers, so all educators can meet the instructional needs of the student.

<p style="text-align: center;">WHAT ARE MY GOALS?</p> <p>I would like to become more focused OR less anxious in school</p> <ul style="list-style-type: none"> • by trying to be less distracted in class. <p>The strategy I will use is NOISE CANCELING HEADPHONES: Wear noise canceling headphones while working independently to minimize distractions from other students and block out classroom noise.</p> <p>I would like to work on this twice a week and complete it by March 31, 2025.</p>	<p>STRATEGIES THAT MAY HELP ME AND MY CLASSMATES</p> <p>Select the strategies that may work best for you</p> <ol style="list-style-type: none"> 1. <input checked="" type="checkbox"/> STRATEGIC SEATING: Sit in a specific area of the class to minimize distractions and build relationships with a variety of students. 2. <input checked="" type="checkbox"/> ORAL STORIES: Develop creative stories through oral communication instead of written text. 3. <input checked="" type="checkbox"/> NOISE CANCELING HEADPHONES: Wear noise canceling headphones to minimize distractions and block out classroom noise. 4. <input type="checkbox"/> CONCEPT MAPS: Use concept map templates to take notes on key ideas or expand on information.
--	---

After the strategies are selected, the next step is to implement the strategies with an Action Plan.

Monitoring Progress- Action Plan

MINDSpeak Action Plan

After the student has completed level 3 of the assessment they will have access to **MINDSpeak Action Plan** where they will implement and monitor their strategies.

After students log in, they will be directed to the “Student Experience” page and click on “MINDSpeak Action” to start their action plan.


Student Voice and Choice in Learning

MINDSpeak is a gamified holistic assessment to help students in **grades 5 – 10** learn how they learn and have a voice and choice in their learning!

LEADERBOARD

View Your Rank +


- #1 [cmonty](#) 7,385
- #2 [Georgia](#) 7,000
- #3 [amanda](#) 4,800
- #4 [Cameron](#) 3,755
- #5 [jenny](#) 3,250
- #6 [brady](#) 2,225
- #7 [Nicolas](#) 1,715
- #8 [edward4](#) 1,450
- #9 [Billy](#) 1,375
- #10 [Garnet](#) 1,375
- #11 [riley](#) 1,370
- #12 [taylor](#) 1,275
- #13 [Ms.J](#) 1,225
- #14 [Tyson](#) 1,150
- #15 [Julien](#) 1,090
- #16 [Lauren](#) 1,090
- #17 [Bob](#) 1,090
- #18 [John](#) 1,090
- #19 [Dante](#) 1,090
- #20 [Pumpkin](#) 1,090
- #21 [tasha](#) 1,090
- #22 [Felix](#) 1,090
- #23 [M](#) 1,090
- #24 [Patrick](#) 1,090
- #25 [Tyler](#) 1,090



Level 1: How Does Your Brain Work?

100% COMPLETE
Last activity on July 13, 2025 2:53 pm


Go to Level 1



Level 2: How Do You Learn Best?

100% COMPLETE
Last activity on August 21, 2025 12:30 am


Go to Level 2



Level 3: Your SMARTplan

100% COMPLETE
Last activity on August 21, 2025 12:40 am

Go to Level 3




MINDSpeak Action

Complete Strategies

24% COMPLETE
Last activity on September 6, 2025 1:38 pm


Go to MINDSpeak Action



SMART Shop

Collect Your Rewards

Go to SMART Shop



SMART Chat


Chat with your Teacher or Tutor


Go to SMART Chat

The student will first be reminded of the initial goal they set on their learning plan and select the first strategy they would like to implement.

Action 1 > START STRATEGY 1 (Change each strategy to a fun title) > My 1st Strategy IN PROGRESS

ACTIVITY PROGRESS 0% COMPLETE

 Georgia, are you ready to start your plan?


Yes


MY LIST OF STRATEGIES

- CHECKLIST AGENDA: Keep a small checklist or agenda at desk as a visual reminder of what needs to be completed each day.
[Use strategy](#)
- DEADLINE OPTIONS: Create many small deadlines instead of one major deadline for large assignments.
[Use strategy](#)
- ORAL STORIES: Develop creative stories through oral communication instead of written text.
[Use strategy](#)
- GOOGLE DOCS GROUP NOTETAKING: Use a shared

After they select a strategy, they will:

- Receive support on how to complete strategy
- Complete the strategy (with regular system generated check-in reminders)
- Reflect on the effectiveness of strategy
- Share the strategy with their educator
- Celebrate the progress of their action plan with feedback and rewards

24% COMPLETE Last activity on September 6, 2025 1:38 pm IN PROGRESS

 Georgia, one of your goals is I would like to become a more independent learner

- by working on my own more often.

Continue your Strategy HERE

Achieve this goal by completing one strategy at a time and getting rewarded for your efforts.

Activity Content

Expand All

 START STRATEGY 1 (Change each strategy to a fun title) Collapse

5 Topics

Activity Content 80% COMPLETE | 4/5 Steps

- My 1st Strategy
- Strategy Check In- 1
- Reflect on Strategy 1
- Share Strategy 1
- Celebrate Strategy 1


Educators will stay connected with students through a collaborative comment portal and provide feedback or guidance as requested by the student.

Let your teachers know how you are doing or ask for support

[Go back to complete your strategy](#)

Class	Teacher Comments	Student Comments	
Demo teacher class	Sure, what part of the strategy do you need help with? Have you started it yet?	I'm having difficulty completing my first strategy. Can I get some help?	Save
Mr Monty Grade 6 math	No comments	I am trying to prepare for the upcoming math test using the test preparation strategy but I need some help on figuring out what to study.	Save

Educators will also have access to a summary of the completion of each strategy so they can determine its effectiveness and what further support the student may need. Students have the option to share the strategy by text or audio.



The 1st strategy I completed was Checklist Agenda

This strategy was very effective because It helped me stay organized.

Here is how I completed this strategy

[Click to listen to how I completed the strategy](#)



The 2nd strategy I completed was Deadline options

This strategy was a little effective because It was hard for me to break down my assignments as I get overwhelmed.

Here is how I completed this strategy

I tried to start with the easy assignments first but it didn't give me enough time to finish the harder ones.

Ongoing Support:

If you require additional support in the implementation of your assessments or anything else, contact us <https://studysmart.ca/contact/> or email info@studysmart.ca.

Appendix A

Scheduling Options

This guide is a recommended schedule tutors/instructors can use to support their students to stay on track in completing the assessment. However, it can be adapted based on the unique needs of each individual student.

	Due Dates	3 sessions (20- 25 min)	4 sessions (15- 20 min)	5 sessions (12-15 min)
	Orientation	10 minutes Registration Who are you?	10 minutes Registration Who are you?	10 minutes Registration Who are you?
1		19 minutes: How do you read- 7 What are your strengths and needs- 12	19 minutes: How do you read- 7 What are your strengths and needs- 12	15 minutes: Who are you- 8 How do you read-7
2		22 minutes: How do you remember - 14 How do you learn best - 6 How are you motivated- 2	14 minutes: How do you remember (memory)- 5 How do you remember (math)- 9	12 minutes: What are your strengths and needs- 12
3		22 minutes: How do you listen- 7 How do you express- 8 Full learning plan-7	15 minutes: How do you learn best- 6 How are you motivated- 2 How do you listen- 7	14 minutes: How do you remember- 14
4			15 minutes: How do you express- 8 Full learning plan- 7	15 minutes: How do you learn best-6 How are you motivated- 2 How do you listen- 7
5				13 minutes: How do you express- 7 Full learning plan- 6